



## TruFlex™ Gives You the Feel and Beauty of Real Wood!



TruFlex™ flexible moulding allows you to add trim to window arches, curved walls and other specialized applications. TruFlex™ moulding is man-made and can be bent without splintering or weakening.

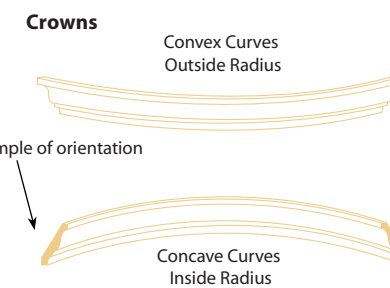
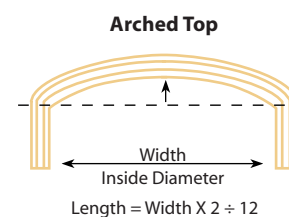
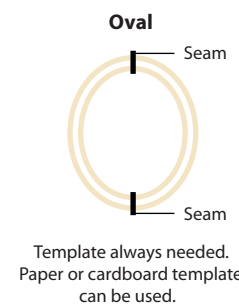
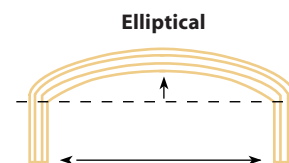
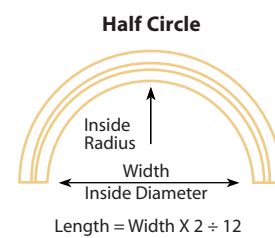
This unique building product creates curves that are seamlessly integrated with other millwork.

TruFlex™ has been engineered so that it easily flexes or curves in either direction to fit around countless challenging shapes. Use TruFlex™ as your choice of flexible moulding around arched doorways, windows, or entry places and along walls that gently curve; such as a circular stairwell or tower.



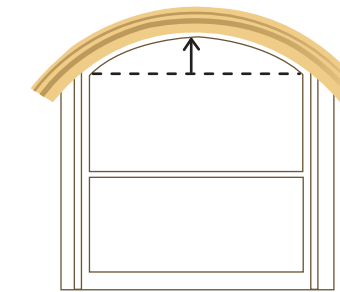
### GENERAL INFORMATION

- Minimum length on special orders is 6' maximum length of flexible is 12'.
- Longer lengths maybe available upon request for special orders.
- All profiles can be reproduced in TruFlex™ flexible moulding.
- TruFlex™ is paintable and or stainable.
- All flexible moulding is sold to the nearest whole foot only.



Example of orientation

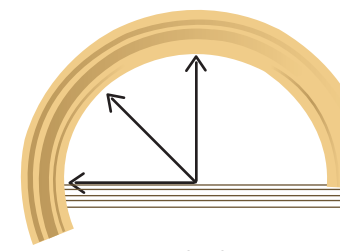
- Visit our website for full Online catalog and dealer locator. Also check out our new radius calculator.



Bow Windows



TruFlex™ Manufacturing



Round Columns

#### APPLICATION:

##### CUTTING

Mouldings can be cut, shaped and sanded by using standard woodworking tools. Hold moulding firmly to table when cutting. Cut material long and then cut or shave to exact length. When shaping, make sure to use a few small passes instead of a single deep cut. Don't sand or shape wood grain on stainable flexible moulding.

##### FASTENING

Determine material layout and placement for installation. Use industrial adhesive for bonding. Keep nails or screws to a minimum and keep them away from ends or edges to avoid bumps. The best way to fasten moulding is to lay a block of wood over the face, nail through the block then remove nail and block once the adhesive has cured.

##### PAINTING

Do not paint before installation. Clean material with water and a mild detergent drying thoroughly prior to painting. Fill and sand like wood, using filler that will adhere to an oil based man-made product. For best results a primer is recommended. Painting can be done with latex, enamel, waterbase or oil paints. When using alkyd enamels or oil based enamels, a water-based or latex undercoat is required. If under coat is not used paint may not dry properly.

##### STAINING

Never stain before installation. Clean material with water and mild detergent drying thoroughly prior to staining. Wood grain appearance can be affected if the surface is altered: we do not recommend sanding. Gel stains that are designed for synthetic surfaces work best. Use manufacture's instructions when applying stain. When filling nail holes its best to stain material first then use a filler that matches the cured stain. Apply clear coat after staining.

For more information log onto the website

**OrePac** is now offering TruFlex™, the best source for quality flexible mouldings!

TruFlex™ is a long-lasting material that handles like wood without the deterioration that can be associated with real wood products.

It can be stained, painted and sealed just as you would ordinary moulding. It resists warping, wearing, splitting, or mildewing making it

ideal for indoor installation.

All moulding profiles can be reproduced in TruFlex™ flexible moulding.







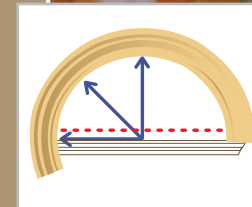
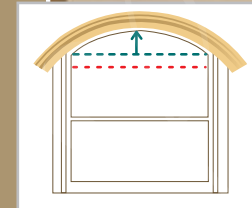
TruFlex™ is available for Arches, Bow Windows, Ceilings, Curved Stairwells, Curved Walls, Ellipticals, Radius Drywall Corners, and Round Columns.



TruFlex™ Gives You the Feel and Beauty of Real Wood!

Matching flexible moulding for curved applications and timeless beauty.

- Arches
- Bow Windows
- Ceilings
- Curved Stairwells
- Curved Walls
- Elliptical
- Radius Corners
- Round Columns



### WARRANTY INFORMATION

**TruFlex™ Warranty:**  
All product to be free from defects in material and workmanship for a period of one year from date of purchase. Although due to the variable conditions under which these goods may have been stored, handled, or installed we reserve the right to amend or exclude said warranty. Defective material will be replaced at no charge to the customer or refund the purchase price.

